


STELLAR Coding Challenge


Your mission is to create a maze and "code" someone or something to go through the maze.

You can use **arrows** or you can **write steps** (such as "go forward" or "turn left") for the commands to get through the maze.




Step 1:

Create a maze.



Step 2:


Write the commands,
or steps, to move
through the maze.
Use arrows or words.



Some ideas for what to use to create your maze:

- Legos
- Drawing materials
- Chalk
- Objects from around the house
- Tiles on a floor

*If you have experience coding and would like an extra challenge, see if you can add loops into your code!



For some inspiration and to get some practice coding, scan the QR codes or click on the links below and play these coding games.

<https://game.kodable.com/hour-of-code#maze-maker>



BEGINNER

Scroll down and click the purple bar that says "play without saving".

<https://studio.code.org/s/aquatic/stage/1/puzzle/1>



ADVANCED

Send Us Pictures!

Your STELLAR teachers want to see your pictures!

Please email pictures of your STEAM activities to your school STELLAR teacher.

School	STELLAR Teacher	Email Address
Covert	Mr. Figaro	cfigaro@rvcschools.org
Hewitt	Ms. Flanagan	cflanagan@rvcschools.org
Hewitt/Wilson	Ms. Jorde	kjorde@rvcschools.org
Riverside	Mrs. DeFranza	adefranza@rvcschools.org
Watson	Mrs. Montemarano	pmontemarano@rvcschools.org
Wilson	Ms. Lohr	llohrr@rvcschools.org
Wilson	Mrs. Messina	mmessina@rvcschools.org